

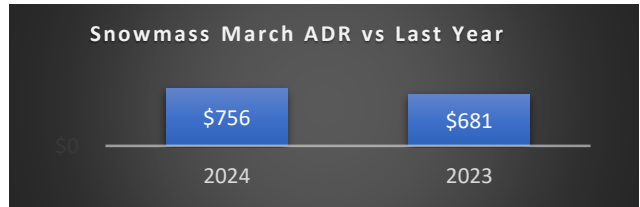
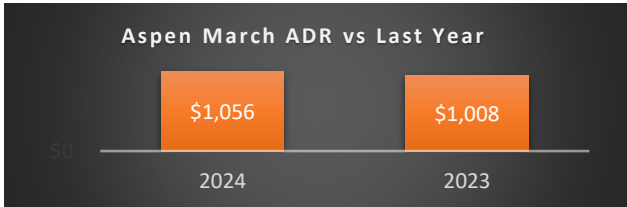
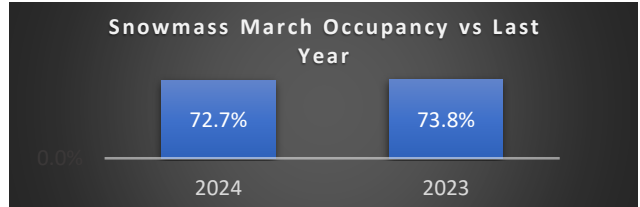
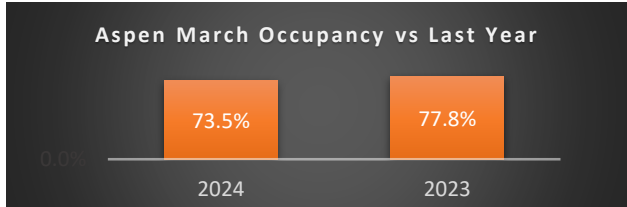
RESERVATIONS ACTIVITY REPORT

Executive Summary



Destination: Aspen & Snowmass

Period: Bookings as of March 31, 2024



Aspen			
March Performance	2024	2023	Year over Year % Diff
Paid Occupancy	73.5%	77.8%	-5.6%
ADR	\$1,056	\$1,008	4.7%
RevPar	\$775	\$785	-1.2%
Paid & Unpaid Occupancy	76.8%	81.1%	-5.3%
Booking Pace	7.7%	7.3%	6.6%
Next Month Performance (April)			
	2024	2023	Year over Year % Diff
Paid Occupancy	27.2%	32.3%	-15.8%
Winter Season to Date (May-Oct)			
	2023/24	2022/23	Year over Year % Diff
Paid Occupancy	58.8%	63.6%	-7.5%
ADR	\$960	\$974	-1.4%
RevPar	\$565	\$620	-8.9%

Snowmass			
March Performance	2024	2023	Year over Year % Diff
Paid Occupancy	72.7%	73.8%	-1.6%
ADR	\$756	\$681	11.0%
RevPar	\$550	\$503	9.3%
Paid & Unpaid Occupancy	81.1%	84.7%	-4.3%
Booking Pace	4.8%	3.3%	45.9%
Next Month Performance (April)			
	2024	2023	Year over Year % Diff
Paid Occupancy	38.8%	26.1%	48.7%
Winter Season to Date (May-Oct)			
	2023/24	2022/23	Year over Year % Diff
Paid Occupancy	55.4%	54.2%	2.1%
ADR	\$706	\$675	4.6%
RevPar	\$391	\$366	6.7%

Aspen & Snowmass Combined			
Paid Occupancy	2023	2022	Year over Year % Diff
March Performance	73.1%	75.8%	-3.5%
Next Month Performance (April)	32.3%	28.9%	11.7%
Winter Season to Date (May-Oct)	57.1%	58.7%	-2.7%