

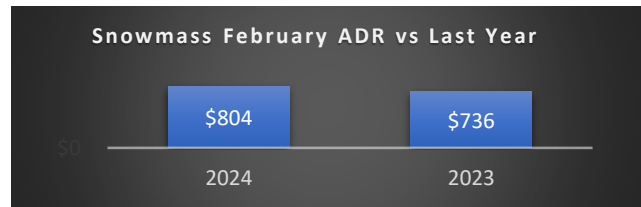
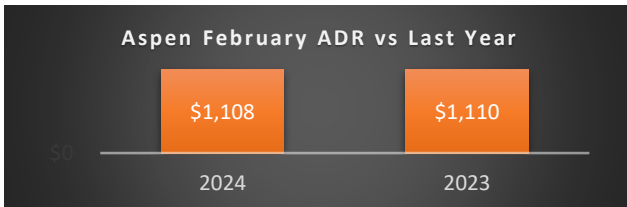
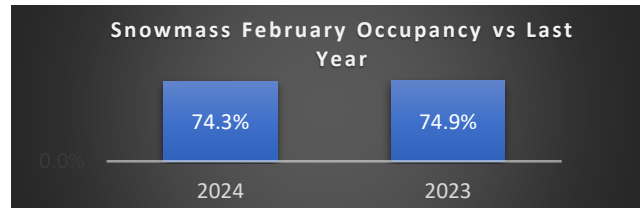
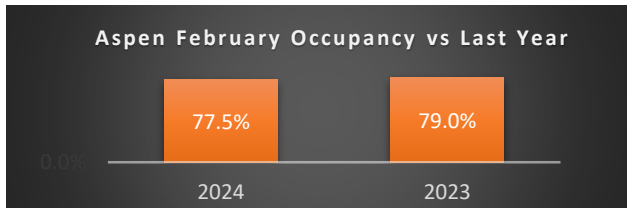
RESERVATIONS ACTIVITY REPORT

Executive Summary



Destination: Aspen & Snowmass

Period: Bookings as of February 29, 2024



Aspen			
February Performance	2024	2023	Year over Year % Diff
Paid Occupancy	77.5%	79.0%	-1.9%
ADR	\$1,108	\$1,110	-0.2%
RevPar	\$859	\$877	-2.1%
Paid & Unpaid Occupancy	80.1%	82.3%	-2.8%
Booking Pace	6.8%	5.2%	30.5%
Next Month Performance (March)			
	2024	2023	Year over Year % Diff
Paid Occupancy	63.7%	68.7%	-7.3%
Winter Season to Date (May-Oct)			
	2023/24	2022/23	Year over Year % Diff
Paid Occupancy	55.2%	60.2%	-8.3%
ADR	\$971	\$982	-1.1%
RevPar	\$536	\$591	-9.3%

Snowmass			
February Performance	2024	2023	Year over Year % Diff
Paid Occupancy	74.3%	74.9%	-0.8%
ADR	\$804	\$736	9.2%
RevPar	\$598	\$552	8.3%
Paid & Unpaid Occupancy	83.4%	85.0%	-1.8%
Booking Pace	2.7%	3.8%	-30.8%
Next Month Performance (March)			
	2024	2023	Year over Year % Diff
Paid Occupancy	66.1%	72.8%	-9.2%
Winter Season to Date (May-Oct)			
	2023/24	2022/23	Year over Year % Diff
Paid Occupancy	52.4%	53.5%	-2.0%
ADR	\$717	\$676	6.0%
RevPar	\$375	\$361	3.9%

Aspen & Snowmass Combined			
Paid Occupancy	2023	2022	Year over Year % Diff
February Performance	75.9%	76.9%	-1.3%
Next Month Performance (March)	64.9%	70.8%	-8.3%
Winter Season to Date (May-Oct)	53.8%	56.7%	-5.1%