

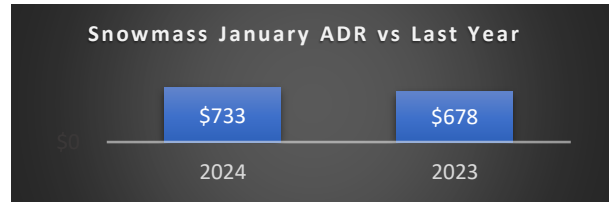
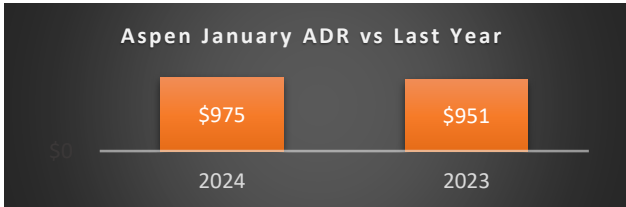
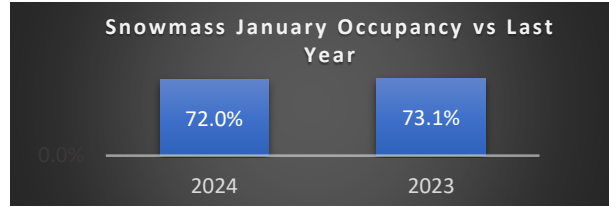
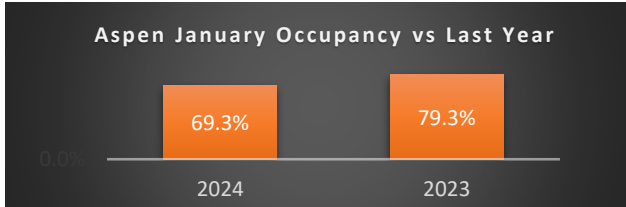
RESERVATIONS ACTIVITY REPORT

Executive Summary



Destination: Aspen & Snowmass

Period: Bookings as of January 31, 2024



Aspen			
January Performance	2024	2023	Year over Year % Diff
Paid Occupancy	69.3%	79.3%	-12.7%
ADR	\$975	\$951	2.4%
RevPar	\$675	\$755	-10.6%
Paid & Unpaid Occupancy	69.9%	80.5%	-13.2%
Booking Pace	6.7%	9.7%	-31.5%
Next Month Performance (February)			
	2024	2023	Year over Year % Diff
Paid Occupancy	69.5%	74.0%	-6.1%
Winter Season to Date (May-Oct)			
	2023/24	2022/23	Year over Year % Diff
Paid Occupancy	50.8%	56.6%	-10.3%
ADR	\$971	\$976	-0.5%
RevPar	\$493	\$552	-10.7%

Snowmass			
January Performance	2024	2023	Year over Year % Diff
Paid Occupancy	72.0%	73.1%	-1.4%
ADR	\$733	\$678	8.1%
RevPar	\$528	\$495	6.6%
Paid & Unpaid Occupancy	78.2%	82.3%	-5.0%
Booking Pace	4.3%	5.1%	-14.4%
Next Month Performance (February)			
	2024	2023	Year over Year % Diff
Paid Occupancy	71.6%	73.1%	-2.0%
Winter Season to Date (May-Oct)			
	2023/24	2022/23	Year over Year % Diff
Paid Occupancy	50.8%	51.8%	-2.1%
ADR	\$690	\$661	4.3%
RevPar	\$350	\$343	2.2%

Aspen & Snowmass Combined			
Paid Occupancy	2023	2022	Year over Year % Diff
January Performance	71.6%	76.1%	-6.0%
Next Month Performance (February)	70.9%	73.5%	-3.6%
Winter Season to Date (May-Oct)	51.2%	54.2%	-5.6%