

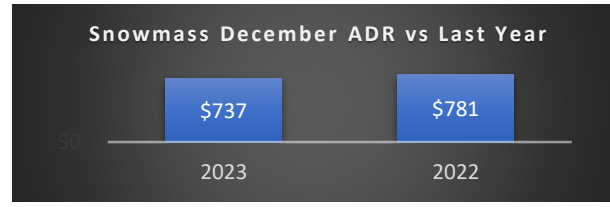
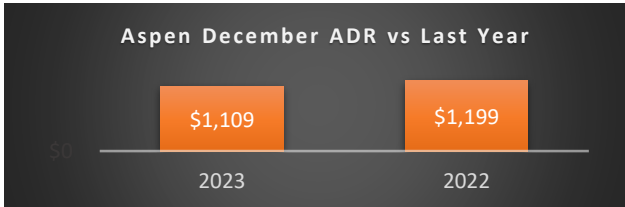
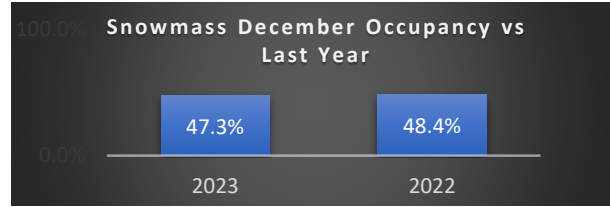
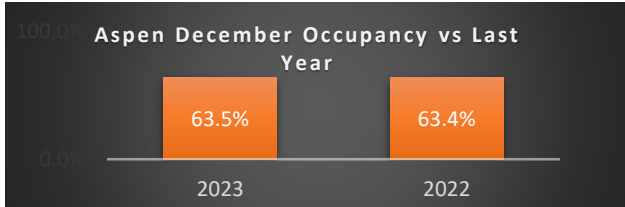
RESERVATIONS ACTIVITY REPORT

Executive Summary



Destination: Aspen & Snowmass

Period: Bookings as of December 31, 2023



Aspen			
December Performance	2023	2022	Year over Year % Diff
Paid Occupancy	63.5%	63.4%	0.2%
ADR	\$1,109	\$1,199	-7.5%
RevPar	\$704	\$760	-7.3%
Paid & Unpaid Occupancy	66.8%	65.4%	2.2%
Booking Pace	6.4%	5.7%	13.9%
Next Month Performance (January)			
	2024	2022	Year over Year % Diff
Paid Occupancy	61.5%	71.2%	-13.7%
Winter Season to Date (May-Oct)			
	2023	2022	Year over Year % Diff
Paid Occupancy	44.8%	48.9%	-8.2%
ADR	\$958	\$965	-0.7%
RevPar	\$429	\$471	-8.9%

Snowmass			
December Performance	2023	2022	Year over Year % Diff
Paid Occupancy	47.3%	48.4%	-2.3%
ADR	\$737	\$781	-5.7%
RevPar	\$348	\$378	-7.9%
Paid & Unpaid Occupancy	55.6%	58.9%	-5.6%
Booking Pace	3.8%	4.4%	-11.9%
Next Month Performance (January)			
	2024	2022	Year over Year % Diff
Paid Occupancy	66.7%	68.9%	-3.2%
Winter Season to Date (May-Oct)			
	2023	2022	Year over Year % Diff
Paid Occupancy	47.3%	47.8%	-1.1%
ADR	\$671	\$640	4.8%
RevPar	\$317	\$306	3.7%

Aspen & Snowmass Combined			
Paid Occupancy	2023	2022	Year over Year % Diff
December Performance	55.2%	55.7%	-1.1%
Next Month Performance (January)	65.0%	70.1%	-7.2%
Winter Season to Date (May-Oct)	46.6%	48.3%	-3.6%