

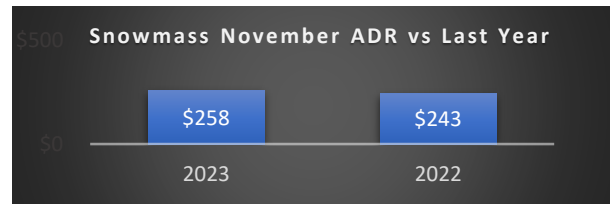
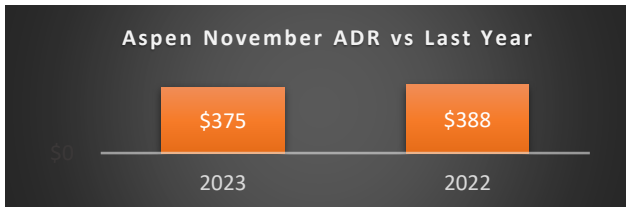
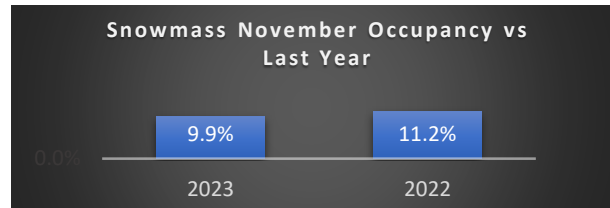
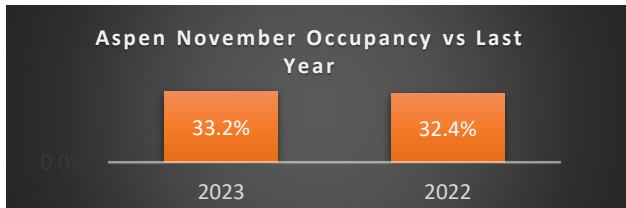
# RESERVATIONS ACTIVITY REPORT

## Executive Summary



Destination: Aspen & Snowmass

Period: Bookings as of November 30, 2023



Aspen			
November Performance	2023	2022	Year over Year % Diff
Paid Occupancy	33.2%	32.4%	2.6%
ADR	\$375	\$388	-3.5%
RevPar	\$124	\$126	-1.0%
Paid & Unpaid Occupancy	36.3%	32.7%	11.0%
Booking Pace	8.2%	8.1%	1.1%
Next Month Performance (December)			
	2023	2022	Year over Year % Diff
Paid Occupancy	53.5%	54.2%	-1.3%
Winter Season to Date (May-Oct)			
	2023	2022	Year over Year % Diff
Paid Occupancy	38.4%	42.9%	-10.5%
ADR	\$934	\$934	-0.1%
RevPar	\$358	\$401	-10.5%

Snowmass			
November Performance	2023	2022	Year over Year % Diff
Paid Occupancy	9.9%	11.2%	-11.1%
ADR	\$258	\$243	6.2%
RevPar	\$26	\$27	-5.6%
Paid & Unpaid Occupancy	16.3%	19.2%	-15.1%
Booking Pace	6.5%	5.2%	26.4%
Next Month Performance (December)			
	2023	2022	Year over Year % Diff
Paid Occupancy	41.9%	42.3%	-0.8%
Winter Season to Date (May-Oct)			
	2023	2022	Year over Year % Diff
Paid Occupancy	43.0%	43.1%	-0.3%
ADR	\$664	\$627	5.8%
RevPar	\$285	\$270	5.5%

Aspen & Snowmass Combined			
Paid Occupancy	2023	2022	Year over Year % Diff
November Performance	21.9%	21.4%	2.1%
Next Month Performance (December)	47.9%	48.5%	-1.2%
Winter Season to Date (May-Oct)	41.1%	43.0%	-4.4%